


**BUGS**


# Drawing Ideas

- Use a white pencil to draw a bug scene on you black paper, colour with paints
- Draw bugs or garden scene on white paper, paint




# Painting Ideas

- Draw a magnifying glass on the black card, cut it out, draw bugs on your white paper and colour with your paints, when dry glue on magnifying glass





# Painting Ideas

- Look at a glass jar with a lid, sketch it on the white paper, use the paints and one finger to make fingerprint dots that will become your bugs' bodies. Add legs, antennae etc when dry



- Create your own bugs



# Writing

Find a snail or caterpillar in your garden.

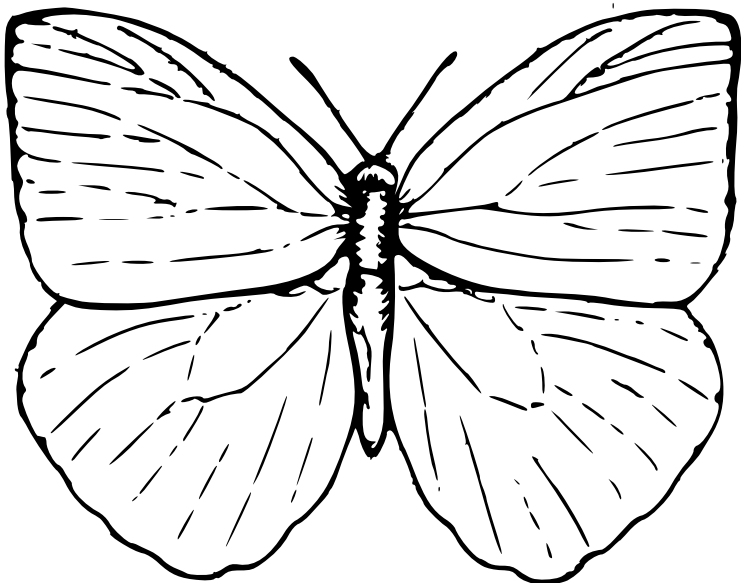

Have a close look, what colours do you see?

How does it move?

Where do you think it is going?




# Butterfly Colouring In



# Writing

What would you do if you were a bee and could fly anywhere?


Where would you go?



# Cut & Arrange

Make a scene using these shapes

Maybe use a tissue or shoe box to make a diorama





# Writing

Make a bug out of the craft materials

Fill in these details then write a short story.

Bug's name:

His friend:

Favourite thing to do:

It is afraid of:

